Circle · Shape discovery

Say the shape name. Trace its outline, then draw one yourself.

Name: _____ Date: _____



Round all the way around, with no corners.

Look for a circle on a round clock.

TRACE THESE SHAPES. DRAW YOUR OWN IN THE EMPTY BOX.





TRACE THE NAME. THEN WRITE IT ON YOUR OWN.

circle

CIRCLE THE TWO SHAPES THAT MATCH.



DRAW SOMETHING WITH THIS SHAPE.

© Alec Patrick McGinity. Personal / classroom activity use.

Square · Shape discovery

Say the shape name. Trace its outline, then draw one yourself.

Name: _____ Date: _____



Four equal sides and four square corners.

Can you fold paper into a square?

TRACE THESE SHAPES. DRAW YOUR OWN IN THE EMPTY BOX.





TRACE THE NAME. THEN WRITE IT ON YOUR OWN.

square

CIRCLE THE TWO SHAPES THAT MATCH.



DRAW SOMETHING WITH THIS SHAPE.

© Alec Patrick McGinity. Personal / classroom activity use.

Triangle · Shape discovery

Say the shape name. Trace its outline, then draw one yourself.

Name: _____ Date: _____

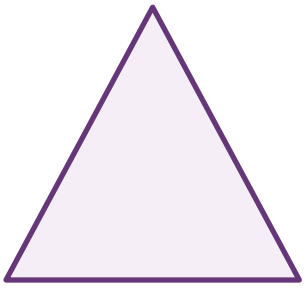

Three straight sides and three corners.

Look for a triangle on a little flag.

TRACE THESE SHAPES. DRAW YOUR OWN IN THE EMPTY BOX.

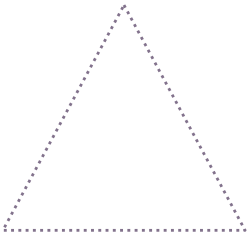

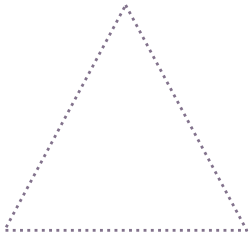

TRACE THE NAME. THEN WRITE IT ON YOUR OWN.

triangle

CIRCLE THE TWO SHAPES THAT MATCH.



DRAW SOMETHING WITH THIS SHAPE.

© Alec Patrick McGinity. Personal / classroom activity use.

Rectangle · Shape discovery

Say the shape name. Trace its outline, then draw one yourself.

Name: _____ Date: _____



This rectangle has two long sides, two short sides, and four square corners.

A closed storybook can look like a rectangle.

TRACE THESE SHAPES. DRAW YOUR OWN IN THE EMPTY BOX.





TRACE THE NAME. THEN WRITE IT ON YOUR OWN.

rectangle

CIRCLE THE TWO SHAPES THAT MATCH.



DRAW SOMETHING WITH THIS SHAPE.

© Alec Patrick McGinity. Personal / classroom activity use.

Oval · Shape discovery

Say the shape name. Trace its outline, then draw one yourself.

Name: _____ Date: _____



A long, round curve with no corners.

Look at the oval outline of an egg.

TRACE THESE SHAPES. DRAW YOUR OWN IN THE EMPTY BOX.





TRACE THE NAME. THEN WRITE IT ON YOUR OWN.

oval

CIRCLE THE TWO SHAPES THAT MATCH.



DRAW SOMETHING WITH THIS SHAPE.

© Alec Patrick McGinity. Personal / classroom activity use.

Diamond · Shape discovery

Say the shape name. Trace its outline, then draw one yourself.

Name: _____ Date: _____



Four equal sides and four corners. This diamond shape is also called a rhombus.

Can you draw a diamond-shaped decoration?

TRACE THESE SHAPES. DRAW YOUR OWN IN THE EMPTY BOX.





TRACE THE NAME. THEN WRITE IT ON YOUR OWN.

diamond

CIRCLE THE TWO SHAPES THAT MATCH.



DRAW SOMETHING WITH THIS SHAPE.

© Alec Patrick McGinity. Personal / classroom activity use.

Star · Shape discovery

Say the shape name. Trace its outline, then draw one yourself.

Name: _____ Date: _____



Five points. Count the points together.

Find a five-pointed star on a sticker.

TRACE THESE SHAPES. DRAW YOUR OWN IN THE EMPTY BOX.





TRACE THE NAME. THEN WRITE IT ON YOUR OWN.

star

CIRCLE THE TWO SHAPES THAT MATCH.



DRAW SOMETHING WITH THIS SHAPE.

© Alec Patrick McGinity. Personal / classroom activity use.

Heart · Shape discovery

Say the shape name. Trace its outline, then draw one yourself.

Name: _____ Date: _____



Two round bumps and a point at the bottom.

Fold paper and draw a heart for someone you love.

TRACE THESE SHAPES. DRAW YOUR OWN IN THE EMPTY BOX.





TRACE THE NAME. THEN WRITE IT ON YOUR OWN.

heart

CIRCLE THE TWO SHAPES THAT MATCH.



DRAW SOMETHING WITH THIS SHAPE.

© Alec Patrick McGinity. Personal / classroom activity use.