0 · Zero

Read the number. Count the dots. Trace, then write it yourself.

Name: _____ Date: _____

0

zero

Each frame holds ten dots. Count from left to right, across the top row first.

COUNT THE DOTS. HOW MANY ALTOGETHER?

Zero means no dots.

TRACE THE NUMBER. LEAVE ROOM TO WRITE YOUR OWN.

0 0 0

WRITE THE NUMBER ON YOUR OWN.

ZERO DOTS: LEAVE THIS SPACE EMPTY.

© Alec Patrick McGinity. Personal / classroom activity use.

1 · One

Read the number. Count the dots. Trace, then write it yourself.

Name: _____ Date: _____

1 one

Each frame holds ten dots. Count from left to right, across the top row first.

COUNT THE DOTS. HOW MANY ALTOGETHER?



TRACE THE NUMBER. LEAVE ROOM TO WRITE YOUR OWN.

1 1 1

WRITE THE NUMBER ON YOUR OWN.

DRAW 1 SMALL DOTS IN THIS SPACE.

© Alec Patrick McGinity. Personal / classroom activity use.

2 · Two

Read the number. Count the dots. Trace, then write it yourself.

Name: _____ Date: _____

2

two

Each frame holds ten dots. Count from left to right, across the top row first.

COUNT THE DOTS. HOW MANY ALTOGETHER?



TRACE THE NUMBER. LEAVE ROOM TO WRITE YOUR OWN.

2 2 2

WRITE THE NUMBER ON YOUR OWN.

DRAW 2 SMALL DOTS IN THIS SPACE.

© Alec Patrick McGinity. Personal / classroom activity use.

3 · Three

Read the number. Count the dots. Trace, then write it yourself.

Name: _____ Date: _____

3

three

Each frame holds ten dots. Count from left to right, across the top row first.

COUNT THE DOTS. HOW MANY ALTOGETHER?



TRACE THE NUMBER. LEAVE ROOM TO WRITE YOUR OWN.

3 3 3

WRITE THE NUMBER ON YOUR OWN.

DRAW 3 SMALL DOTS IN THIS SPACE.

© Alec Patrick McGinity. Personal / classroom activity use.

4 · Four

Read the number. Count the dots. Trace, then write it yourself.

Name: _____ Date: _____

4

four

Each frame holds ten dots. Count from left to right, across the top row first.

COUNT THE DOTS. HOW MANY ALTOGETHER?



TRACE THE NUMBER. LEAVE ROOM TO WRITE YOUR OWN.

4 4 4

WRITE THE NUMBER ON YOUR OWN.

DRAW 4 SMALL DOTS IN THIS SPACE.

© Alec Patrick McGinity. Personal / classroom activity use.

5 · Five

Read the number. Count the dots. Trace, then write it yourself.

Name: _____ Date: _____

5

five

Each frame holds ten dots. Count from left to right, across the top row first.

COUNT THE DOTS. HOW MANY ALTOGETHER?



TRACE THE NUMBER. LEAVE ROOM TO WRITE YOUR OWN.

5 5 5

WRITE THE NUMBER ON YOUR OWN.

DRAW 5 SMALL DOTS IN THIS SPACE.

© Alec Patrick McGinity. Personal / classroom activity use.

6 · Six

Read the number. Count the dots. Trace, then write it yourself.

Name: _____ Date: _____

6

six

Each frame holds ten dots. Count from left to right, across the top row first.

COUNT THE DOTS. HOW MANY ALTOGETHER?



TRACE THE NUMBER. LEAVE ROOM TO WRITE YOUR OWN.

6 6 6

WRITE THE NUMBER ON YOUR OWN.

DRAW 6 SMALL DOTS IN THIS SPACE.

© Alec Patrick McGinity. Personal / classroom activity use.

7 · Seven

Read the number. Count the dots. Trace, then write it yourself.

Name: _____ Date: _____

7

seven

Each frame holds ten dots. Count from left to right, across the top row first.

COUNT THE DOTS. HOW MANY ALTOGETHER?



TRACE THE NUMBER. LEAVE ROOM TO WRITE YOUR OWN.

7 7 7

WRITE THE NUMBER ON YOUR OWN.

DRAW 7 SMALL DOTS IN THIS SPACE.

© Alec Patrick McGinity. Personal / classroom activity use.

8 · Eight

Read the number. Count the dots. Trace, then write it yourself.

Name: _____ Date: _____

8

eight

Each frame holds ten dots. Count from left to right, across the top row first.

COUNT THE DOTS. HOW MANY ALTOGETHER?



TRACE THE NUMBER. LEAVE ROOM TO WRITE YOUR OWN.

8 8 8

WRITE THE NUMBER ON YOUR OWN.

DRAW 8 SMALL DOTS IN THIS SPACE.

© Alec Patrick McGinity. Personal / classroom activity use.

9 · Nine

Read the number. Count the dots. Trace, then write it yourself.

Name: _____ Date: _____

9

nine

Each frame holds ten dots. Count from left to right, across the top row first.

COUNT THE DOTS. HOW MANY ALTOGETHER?



TRACE THE NUMBER. LEAVE ROOM TO WRITE YOUR OWN.

9 9 9

WRITE THE NUMBER ON YOUR OWN.

DRAW 9 SMALL DOTS IN THIS SPACE.

© Alec Patrick McGinity. Personal / classroom activity use.

10 · Ten

Read the number. Count the dots. Trace, then write it yourself.

Name: _____ Date: _____

10

ten

Each frame holds ten dots. Count from left to right, across the top row first.

COUNT THE DOTS. HOW MANY ALTOGETHER?



TRACE THE NUMBER. LEAVE ROOM TO WRITE YOUR OWN.

10 10 10

WRITE THE NUMBER ON YOUR OWN.

DRAW 10 SMALL DOTS IN THIS SPACE.

© Alec Patrick McGinity. Personal / classroom activity use.

11 · Eleven

Read the number. Count the dots. Trace, then write it yourself.

Name: _____ Date: _____

11

eleven

Each frame holds ten dots. Count from left to right, across the top row first.

COUNT THE DOTS. HOW MANY ALTOGETHER?



TRACE THE NUMBER. LEAVE ROOM TO WRITE YOUR OWN.

11 11 11

WRITE THE NUMBER ON YOUR OWN.

DRAW 11 SMALL DOTS IN THIS SPACE.

© Alec Patrick McGinity. Personal / classroom activity use.

12 · Twelve

Read the number. Count the dots. Trace, then write it yourself.

Name: _____ Date: _____

12

twelve

Each frame holds ten dots. Count from left to right, across the top row first.

COUNT THE DOTS. HOW MANY ALTOGETHER?



TRACE THE NUMBER. LEAVE ROOM TO WRITE YOUR OWN.

12 12 12

WRITE THE NUMBER ON YOUR OWN.

DRAW 12 SMALL DOTS IN THIS SPACE.

© Alec Patrick McGinity. Personal / classroom activity use.

13 · Thirteen

Read the number. Count the dots. Trace, then write it yourself.

Name: _____ Date: _____

13

thirteen

Each frame holds ten dots. Count from left to right, across the top row first.

COUNT THE DOTS. HOW MANY ALTOGETHER?



TRACE THE NUMBER. LEAVE ROOM TO WRITE YOUR OWN.

13 13 13

WRITE THE NUMBER ON YOUR OWN.

DRAW 13 SMALL DOTS IN THIS SPACE.

© Alec Patrick McGinity. Personal / classroom activity use.

14 · Fourteen

Read the number. Count the dots. Trace, then write it yourself.

Name: _____ Date: _____

14

fourteen

Each frame holds ten dots. Count from left to right, across the top row first.

COUNT THE DOTS. HOW MANY ALTOGETHER?



TRACE THE NUMBER. LEAVE ROOM TO WRITE YOUR OWN.

14 14 14

WRITE THE NUMBER ON YOUR OWN.

DRAW 14 SMALL DOTS IN THIS SPACE.

© Alec Patrick McGinity. Personal / classroom activity use.

15 · Fifteen

Read the number. Count the dots. Trace, then write it yourself.

Name: _____ Date: _____

15

fifteen

Each frame holds ten dots. Count from left to right, across the top row first.

COUNT THE DOTS. HOW MANY ALTOGETHER?



TRACE THE NUMBER. LEAVE ROOM TO WRITE YOUR OWN.

15 15 15

WRITE THE NUMBER ON YOUR OWN.

DRAW 15 SMALL DOTS IN THIS SPACE.

© Alec Patrick McGinity. Personal / classroom activity use.

16 · Sixteen

Read the number. Count the dots. Trace, then write it yourself.

Name: _____ Date: _____

16

sixteen

Each frame holds ten dots. Count from left to right, across the top row first.

COUNT THE DOTS. HOW MANY ALTOGETHER?



TRACE THE NUMBER. LEAVE ROOM TO WRITE YOUR OWN.

16 16 16

WRITE THE NUMBER ON YOUR OWN.

DRAW 16 SMALL DOTS IN THIS SPACE.

© Alec Patrick McGinity. Personal / classroom activity use.

17 · Seventeen

Read the number. Count the dots. Trace, then write it yourself.

Name: _____ Date: _____

17

seventeen

Each frame holds ten dots. Count from left to right, across the top row first.

COUNT THE DOTS. HOW MANY ALTOGETHER?



TRACE THE NUMBER. LEAVE ROOM TO WRITE YOUR OWN.

17 17 17

WRITE THE NUMBER ON YOUR OWN.

DRAW 17 SMALL DOTS IN THIS SPACE.

© Alec Patrick McGinity. Personal / classroom activity use.

18 · Eighteen

Read the number. Count the dots. Trace, then write it yourself.

Name: _____ Date: _____

18

eighteen

Each frame holds ten dots. Count from left to right, across the top row first.

COUNT THE DOTS. HOW MANY ALTOGETHER?



TRACE THE NUMBER. LEAVE ROOM TO WRITE YOUR OWN.

18 18 18

WRITE THE NUMBER ON YOUR OWN.

DRAW 18 SMALL DOTS IN THIS SPACE.

© Alec Patrick McGinity. Personal / classroom activity use.

19 · Nineteen

Read the number. Count the dots. Trace, then write it yourself.

Name: _____ Date: _____

19

nineteen

Each frame holds ten dots. Count from left to right, across the top row first.

COUNT THE DOTS. HOW MANY ALTOGETHER?



TRACE THE NUMBER. LEAVE ROOM TO WRITE YOUR OWN.

19 19 19

WRITE THE NUMBER ON YOUR OWN.

DRAW 19 SMALL DOTS IN THIS SPACE.

© Alec Patrick McGinity. Personal / classroom activity use.

20 · Twenty

Read the number. Count the dots. Trace, then write it yourself.

Name: _____ Date: _____

20

twenty

Each frame holds ten dots. Count from left to right, across the top row first.

COUNT THE DOTS. HOW MANY ALTOGETHER?



TRACE THE NUMBER. LEAVE ROOM TO WRITE YOUR OWN.

20 20 20

WRITE THE NUMBER ON YOUR OWN.

DRAW 20 SMALL DOTS IN THIS SPACE.

© Alec Patrick McGinity. Personal / classroom activity use.